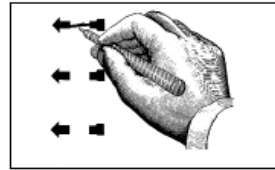
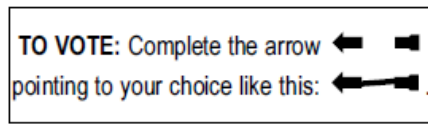
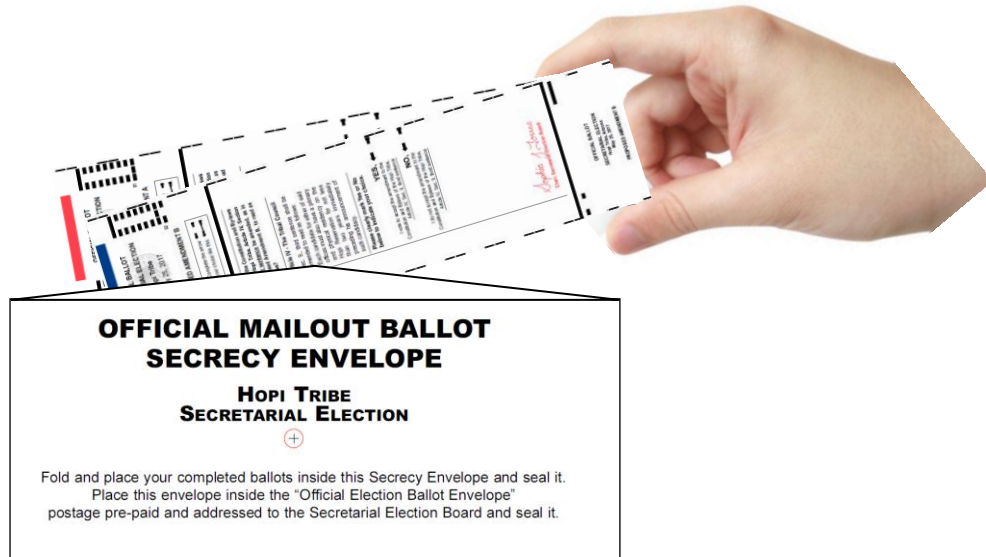


How to Fill Out and Mail Back Ballots for Hopi Secretarial Election


Step 1: Vote Yes or No on Ballot by Completing the Arrow



Step 2: Put all ballots in the Secrecy Envelope and seal it



Step 3: Place Secrecy Envelope into Pre-addressed envelope and seal it



Continue on the back page

Step 4: Print your full legal name on the first line and sign your name on second line on the back of the pre-addressed envelope

John Adam Doe

I, _____, hereby certify that I am a registered voter of the
(Print Name of Voter)
Hopi Tribe; that I will be 18 years of age or older on the day of the Secretarial Election;
I am entitled to vote in the Secretarial Election to be held on May 25, 2017. I further certify that I marked the enclosed mailout ballots in secret.

Signed

John Adam Doe

Voter's signature

Step 5: Fill in your the address on the front of the envelope and mail it back. The envelope is already has the BIA, Hopi Agency address where the ballots need to go and has postage paid!



Any questions please contact the Secretarial Election Board